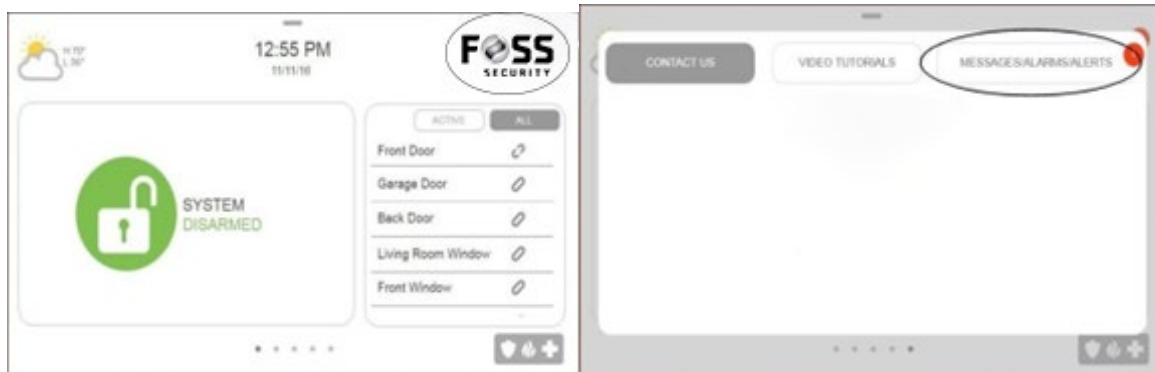


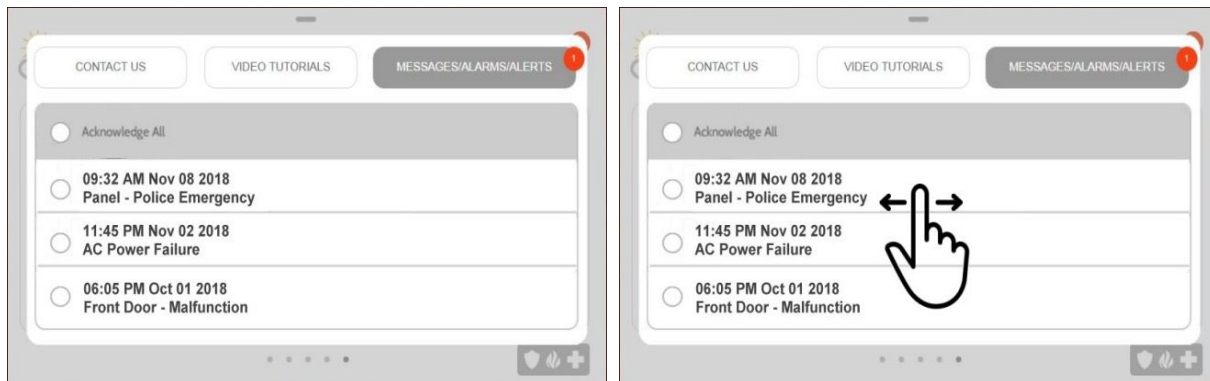
IQ Panel 2 System Sensor Status

Check Your System Status: checking your system's status will display which sensors are currently open or if any of your sensors are experiencing a trouble condition, such as a low battery.

1. Press the Home logo at the top right, then press Messages/Alerts/Alarms.

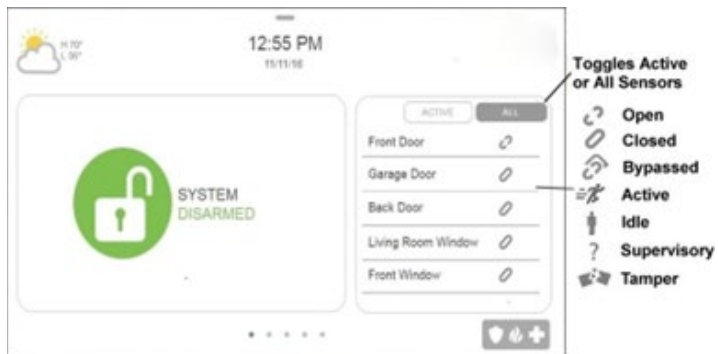


2. View system status, then swipe left or right to exit.



Check Sensor Status: review a list of sensors connected to your system to ensure all are communicating and trouble-free.

Sensor status displays on the right side.



Clear Alarm Memory: allows you to acknowledge and clear alarm history.

1. Alarms appear as a red, numbered circle on the messages icon in the top right of the panel screen. Press Messages (the envelope icon), then press Messages and Alerts.



2. Press each alarm to select, or press Acknowledge All, to select all. Press Ok to delete. Then swipe left or right to exit.

